



Specification: Curtain Track Motorisation

Somfy Glydea 60e RTS Motor Specification

The curtain track motor shall be a Somfy Glydea 60e motor manufactured by Somfy SAS, 50 Rue du Nouveau Monde, 74300 Cluses, France and supplied by Somfy Pty. Limited, 9/38-46 South St, Rydalmere NSW 2116. Ph +61 2 8845 7200, www.somfy.com.au

Noise level: Noise level pressure shall be less than 44 dB(A), measured in an end product, with a sonometer located 1M away from the end product, according to Somfy measurements with highest value under load for a minimum of 10 seconds.

Operation Speed: Adjustable speed from 12.5 cm/s to 20cm/s.

Touch Motion: The motor shall be able to be activated simply by pulling on the fabric.

Manual Operation: The Glydea shall automatically disconnect the electrical motor from the track to allow manual operation of the curtain in both directions.

Max Length – 15 metres including two joiner pieces.

Max Weight – 60Kg capacity for a 10m, 2 way straight curtain track. Two motors may operate in tandem with a 100kg capacity curtain.

Bending and Curving – Min bending radius 300mm. Min curve radius 3,000mm

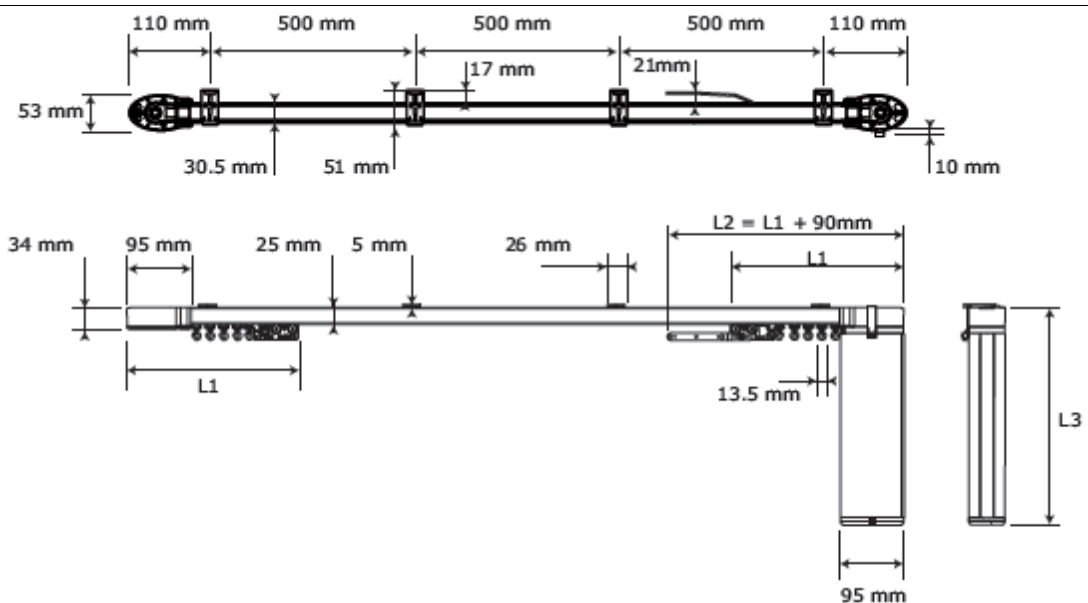
Opening Type – Centre Opening / One Way Lateral (delete whichever is not required)

Curtain Type – Pinch Pleat / S-fold (delete whichever is not required)

RCM Compliancy: Somfy Glydea 60e RTS motors are RCM compliant.

RoHS Compliancy: GLYDEA™ 60e RTS complies with RoHS Directive, 2002/95/EC: Restriction of the use of certain hazardous substances in electrical and electronic equipment.

Installation: Somfy motors have to be installed, connected and set in accordance with Somfy instructions and in compliance with federal, state or local regulation. Installation contractor is responsible for site measurements and suitability of mounting surface.







Dimensions for Central Opening Pinch Pleat. S-Fold and Heavy Duty Options also available



Control Options:

Somfy Glydea 60e RTS motors may be controlled by Dry Contact DCT, Infrared IR, RTS and the WT by any Somfy Motor Controller. Somfy controls include;

			
<p>Situo RTS 1, 2 & 5 Channel Hand Held Remote Controls.</p>	<p>RS485 RTS Transmitter 16 Channel Interface to Home Automation Solutions.</p>	<p>4AC Motor Controller Controls up to 4 WT motors using IB+/dry contact control technology.</p>	<p>RTS Card Upgrades 4AC Motor Controllers to allow RTS wireless local control.</p>

For details on the full range of Somfy controls contact Somfy Projects on +61 2 8845 7200.

Electrical Wiring:

Somfy Glydea 60e RTS is a DC motor with an integrated power supply.

Care and Maintenance:

Somfy motors have no maintenance or cleaning requirements when installed and handled as per instruction. Operating conditions are Temperature 0°C to +60°C, Humidity max 85% at 35°C. Somfy motors have a 5 year warranty starting on the date of manufacture of the motor; this warranty can be extended another 2 years when connected by Somfy Electrical Services.

For further details contact:

Jeremie Henry
Commercial Specification Consultant, Somfy
M: 0409 606 103
T: +61 2 8845 7200
E: jeremie.henry@somfy.com

SOMFY Pty Limited
ABN 77 003 917 244

Unit 20, 38-46 South St, Rydalmere NSW 2116, Australia
T +61 (0)2 8845 7200 – F +61 (0)2 8845 7282
www.somfy.com.au

A BRAND OF **SOMFY** GROUP



Disclaimer:

This document records Somfy's best knowledge at the date of issue.

Due to continuing product development Somfy reserves the right to update technical information without notice.

Somfy's responsibility for the product as shipped is subject to Somfy's Terms of Trade, a copy of which is available upon request.

© Somfy Pty Limited ACN 003 917 244

Version:

Version 1.0 January 2018



SOMFY Pty Limited
ABN 77 003 917 244

Unit 20, 38-46 South St, Rydalmere NSW 2116, Australia
T +61 (0)2 8845 7200 – F +61 (0)2 8845 7282
www.somfy.com.au

A BRAND OF **SOMFY** GROUP